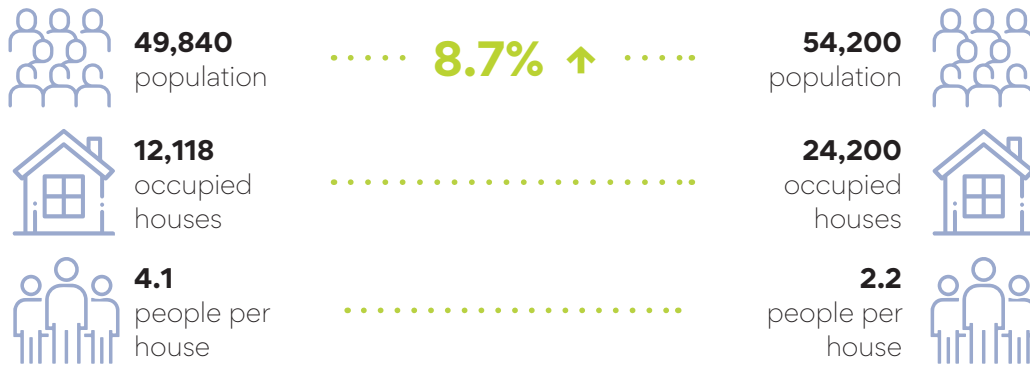



THE Wimmerera Southern Mallee Housing Situation


POPULATION & HOUSING

1961[^] → 2020^{*}



2020-21 HOUSING CONSTRUCTION

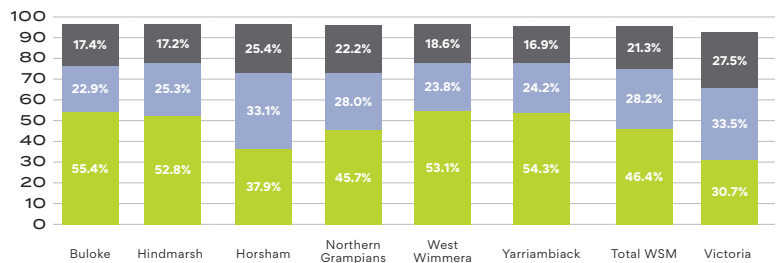
 Regional new dwelling approvals reached **216** - **75% higher** than pre-COVID levels.

 The value of new housing construction was **\$71.84 million** with an average individual house construction cost of **\$368k**

HOME OWNERSHIP[#]






Regional home ownership is **46.4%** compared to a state average of **30.7%**

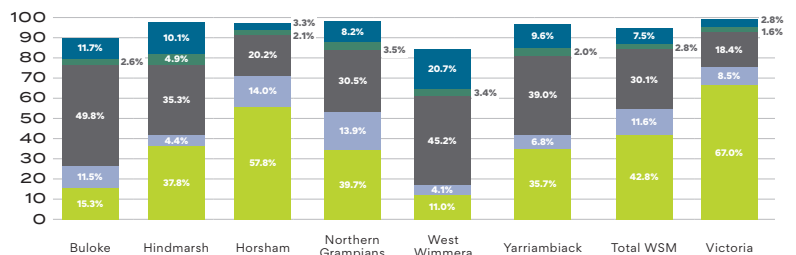
 Owned Outright  Mortgaged  Rented



COMMERCIAL RENTAL REAL ESTATE

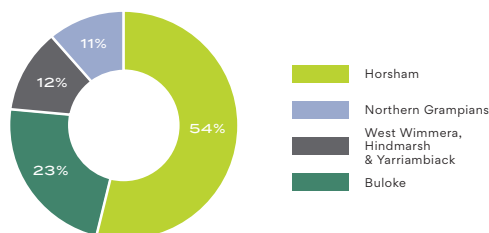
Commercial rental availability is **42.8%** compared to a state average of **67%**

 Real Estate Agent  Housing Authority
 Family or Personal Arrangement  Community Organisation/Coop
 Employer or Residential Park



SOCIAL HOUSING

Housing Victoria owns an estimated **664 fully occupied** residential properties in the region



Source: WDA (2020) Wimmera Southern Mallee Regional Housing Review 2020 Summary Document

*2020 figures are approximations (based on the ABS 2016 Census of Population and Housing).

*The WSM region in 1961 excluded a few of the current region's towns and figures are an approximation only.

Home ownership is defined as owned outright plus owned with a mortgage